

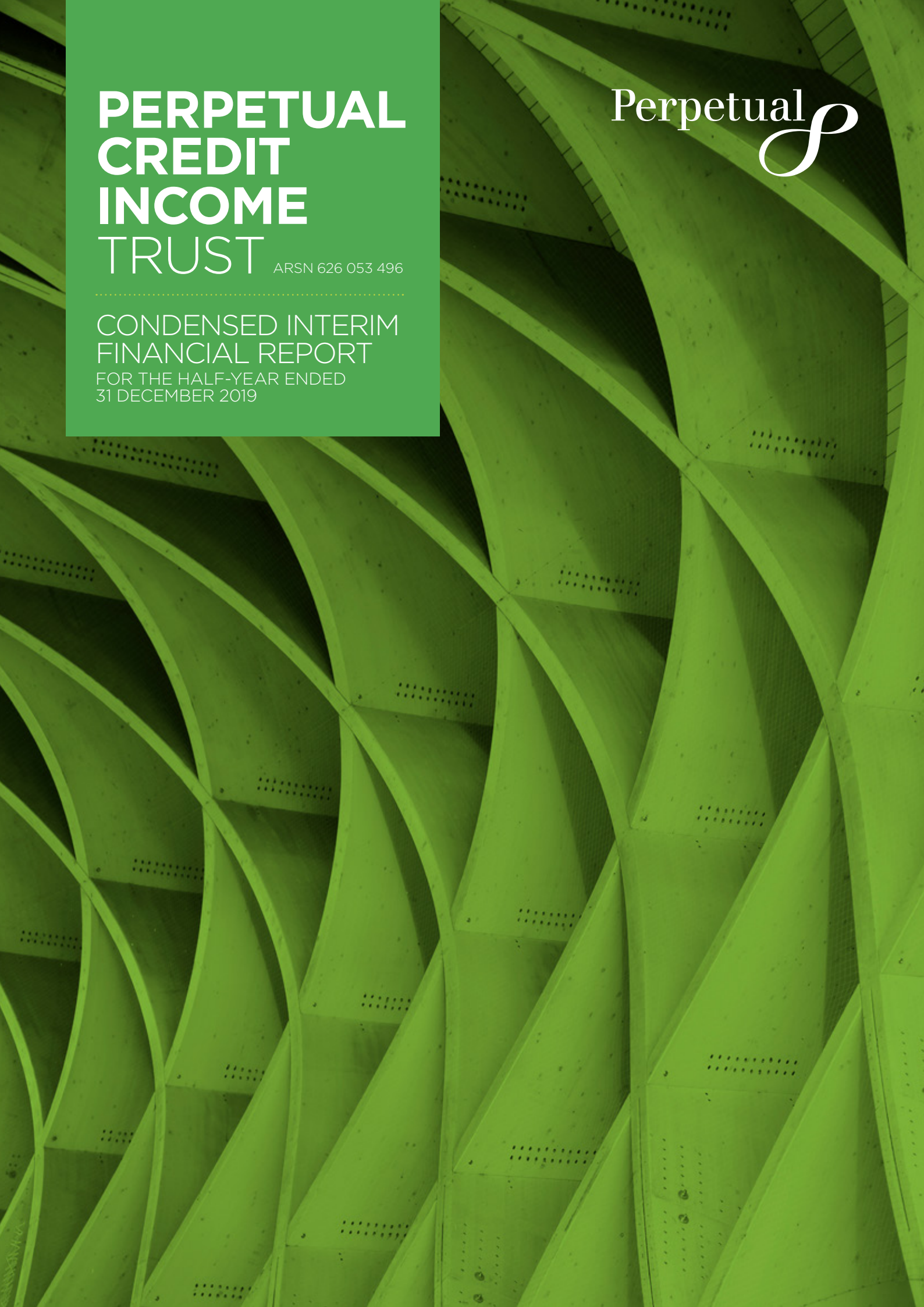
PERPETUAL CREDIT INCOME TRUST

ARSN 626 053 496

CONDENSED INTERIM FINANCIAL REPORT

FOR THE HALF-YEAR ENDED
31 DECEMBER 2019

Perpetual 



Perpetual Credit Income Trust
Appendix 4D
For the half-year ended 31 December 2019

Details of reporting period

Current: half-year ended 31 December 2019

Previous corresponding*: N/A

* This is the first interim financial reporting of the Trust and hence there are no prior period comparatives.

The directors of Perpetual Trust Services Limited, the Responsible Entity of the Perpetual Credit Income Trust (the Trust) announce the reviewed results of the Trust for the half-year ended 31 December 2019 as follows:

Results for announcement to the market

Extracted from condensed interim financial statements for the half-year ended 31 December 2019*

	\$'000
Total Investment Income/Loss	11,009
Profit/(loss) from the half-year	8,878
Total comprehensive income/(loss) for the half-year	8,878

Details of distributions

The distributions for the half-year ended 31 December 2019 are \$9,185,906 (2.30 cents per ordinary unit).

Subsequent to period end, on 24 January 2020, the Directors declared a distribution of 0.37 cents per ordinary unit which amounted to \$1,494,954 and was paid on 7 February 2020.

On 24 February 2020, the Directors declared a distribution of 0.35 cents per ordinary unit which amounted to \$1,401,285 and payable on 6 March 2020.

Details of distribution reinvestment plan

The Responsible Entity established a Distribution Reinvestment Plan (DRP) on 24 June 2019 in relation to all future distributions.

The Responsible Entity expects to make distributions on a monthly basis. For such distributions, it is expected the record date will be the last ASX trading day of each month and the last day for electing into the DRP will be 5.00pm (Sydney time) on the first business day after the record date.

Units under the DRP are currently issued at the net asset value of a unit as determined in accordance with the Trust's Constitution on the record date.

Net Tangible Assets

	As at 31 December 2019*
Total Net Tangible Assets attributable to unitholders (\$'000)	441,161
Units on issue ('000)	400,220
Net Tangible Assets attributable to unitholders per unit (cents)	110.23

Details of associates and joint venture entities

The Trust did not have any interest in associates and joint venture entities during current period.

Independent review report

This report is based on the condensed interim financial report which has been subject to an independent review by the Trust's auditor, KPMG.

Additional disclosure requirements can be found in the notes to the Perpetual Credit Income Trust condensed interim financial statements for the half-year ended 31 December 2019.

Perpetual Credit Income Trust

ARSN 626 053 496

Condensed Interim Financial Report - for the half-year ended 31 December 2019

Contents	Page
Directors' report	2
Lead auditor's independence declaration	5
Condensed interim statement of comprehensive income	6
Condensed interim balance sheet	7
Condensed interim statement of changes in equity	8
Condensed interim statement of cash flows	9
Notes to the condensed interim financial statements	10
Directors' declaration	16
Independent auditor's review report to the unitholders	17

Directors' report

Perpetual Trust Services Limited (ABN 48 000 142 049, AFSL 236 648) is the responsible entity (the Responsible Entity) of Perpetual Credit Income Trust (the Trust). The Directors of the Responsible Entity (the Directors) present their report together with the condensed interim financial report of the Trust for the half-year ended 31 December 2019 and the auditor's report thereon.

Principal activities

The Trust is a registered managed investment trust domiciled in Australia.

The Trust was constituted on 9 May 2018, commenced operations on 8 May 2019 and its units commenced trading on the Australian Stock Exchange (ASX:PCI) on 14 May 2019.

The Trust invests in a diversified pool of credit and fixed income assets in accordance with the Product Disclosure Statement and the provisions of the Trust's Constitution.

Perpetual Investment Management Limited (AFSL 234 426) has been appointed by the Responsible Entity to be the Investment Manager of the Trust (Investment Manager).

The Trust did not have any employees during the half-year.

There were no significant changes in the nature of the Trust's activities during the half-year.

Directors

The Directors of Perpetual Trust Services Limited during the half-year and up to the date of this report are shown below. The Directors were in office for this entire period except where stated otherwise:

Name	Date of appointment/resignation
Glenn Foster	
Michael Vainauskas	Resigned as Director on 27 September 2019
Andrew McIver	Resigned as Alternate Director for Michael Vainauskas on 2 September 2019 Appointed as Alternate Director for Glenn Foster on 2 September 2019 Resigned as Alternate Director for Glenn Foster on 27 September 2019
Vicki Riggio	
Phillip Blackmore	Alternate Director for Vicki Riggio
Richard McCarthy	
Simone Mosse	Appointed as Director on 27 September 2019

Review and results of operations

During the half-year, the Trust's assets were invested in accordance with the investment objective and guidelines as set out in the governing documents of the Trust and in accordance with the provision of the Trust's Constitution.

Directors' report (continued)

Review and results of operations (continued)

Results

The performance of the Trust, as represented by the results of its operations, was as follows:

	Half- year ended 31 December 2019 *
Profit/(loss) (\$'000)	<u>8,878</u>
Distributions paid (\$'000)	<u>9,186</u>
Distributions (cents per unit)	<u>2.30</u>

* This is the first interim financial reporting of the Trust and hence there are no prior period comparatives.

Significant changes in state of affairs

In the opinion of the Directors, there were no significant changes in the state of affairs of the Trust that occurred during the half-year.

Matters subsequent to the end of the half-year

On 24 January 2020 the Directors declared a distribution of 0.37 cents per ordinary unit which amounted to \$1,494,954 and was paid on 7 February 2020.

On 24 February 2020 the Directors declared a distribution of 0.35 cents per ordinary unit which amounted to \$1,401,285 and will be payable on 6 March 2020.

No other matter or circumstance has arisen since 31 December 2019 that has significantly affected, or may significantly affect:

- (i) the operations of the Trust in future financial years; or
- (ii) the results of those operations in future financial years; or
- (iii) the state of affairs of the Trust in future financial years.

Likely developments and expected results of operations

The Trust will continue to be managed in accordance with the investment objectives and guidelines as set out in the governing documents of the Trust and in accordance with the provisions of the Trust's Constitution.

The results of the Trust's operations will be affected by a number of factors, including the performance of investment markets in which the Trust invests. Investment performance is not guaranteed and future returns may differ from past returns. As investment conditions change over time, past returns should not be used to predict future returns.

Indemnification and insurance of officers and auditors

No insurance premiums are paid for out of the assets of the Trust in regard to the insurance cover provided to either the officers of the Responsible Entity or the auditors of the Trust. So long as the officers of the Responsible Entity act in accordance with the Trust's Constitution and the *Corporations Act 2001*, the officers remain indemnified out of the assets of the Trust against losses incurred while acting on behalf of the Trust.

The auditors of the Trust are in no way indemnified out of the assets of the Trust.

Directors' report (continued)

Units in the Trust

The movement in units on issue in the Trust during the half-year is disclosed in Note 4 of the condensed interim financial report.

The value of the Trust's assets and liabilities is disclosed in the condensed interim balance sheet and derived using the basis set out in Note 2 of the condensed interim financial report.

Environmental regulation

The operations of the Trust are not subject to any particular or significant environmental regulations under Commonwealth, State or Territory law.


Rounding of amounts to the nearest thousand dollars

The Trust is an entity of a kind referred to in *ASIC Corporations (Rounding in Financial/Directors' Reports) Instrument 2016/191* issued by the Australian Securities and Investments Commission (ASIC) relating to the "rounding off" of amounts in the Directors' report. Amounts in the Directors' report have been rounded to the nearest thousand dollars in accordance with that ASIC Corporations Instrument, unless otherwise indicated.

Auditor's independence declaration

A copy of the Auditor's Independence Declaration as required under section 307C of the *Corporations Act 2001* is set out on page 5.

This report is made in accordance with a resolution of the Directors of Perpetual Trust Services Limited.



Director
Perpetual Trust Services Limited
Sydney
26 February 2020



Lead Auditor's Independence Declaration under Section 307C of the Corporations Act 2001

To the Directors of Perpetual Trustee Services Limited as the Responsible Entity
of Perpetual Credit Income Trust

I declare that, to the best of my knowledge and belief, in relation to the review of Perpetual Credit
Income Trust for the half-year ended 31 December 2019 there have been:

- i. no contraventions of the auditor independence requirements as set out in the *Corporations Act 2001* in relation to the review; and
- ii. no contraventions of any applicable code of professional conduct in relation to the review.

KPMG

Jessica Davis

Partner

Sydney

26 February 2020

Perpetual Credit Income Trust
Condensed interim statement of comprehensive income
For the half-year ended 31 December 2019

Condensed interim statement of comprehensive income

		31 December 2019 *
	Notes	\$'000
Investment income		
Distribution income		1,391
Interest income		7,369
Net gains/(losses) on financial instruments at fair value through profit or loss		2,236
Net foreign exchange gains/(losses)		13
Total net investment income/(loss)		<u>11,009</u>
Expenses		
Responsible Entity's fees		66
Investment manager's fees		1,604
Other operating expenses		461
Total expenses		<u>2,131</u>
Profit /(loss)	4	<u>8,878</u>
Other comprehensive income		<u>-</u>
Total comprehensive income		<u>8,878</u>
Earnings per unit		
Basic and diluted earnings per unit - cents per unit	5	2.22

* This is the first interim financial reporting of the Trust and hence there are no prior period comparatives.

The above condensed interim statement of comprehensive income should be read in conjunction with the accompanying notes.

Perpetual Credit Income Trust
Condensed interim balance sheet
As at 31 December 2019

Condensed interim balance sheet

	31 December 2019	30 June 2019
Notes	\$'000	\$'000
Assets		
Cash and cash equivalents	12,057	149,358
Financial assets at fair value through profit or loss	6 430,531	297,029
Receivables	1,041	839
Total assets	<u>443,629</u>	<u>447,226</u>
Liabilities		
Financial liabilities at fair value through profit or loss	6 463	692
Distributions payable	3 1,497	342
Payables for securities purchased	-	4,526
Payables	508	440
Total liabilities	<u>2,468</u>	<u>6,000</u>
Net assets attributable to unitholders - equity	4 <u>441,161</u>	<u>441,226</u>

The above condensed interim balance sheet should be read in conjunction with the accompanying notes.

Perpetual Credit Income Trust
Condensed interim statement of changes in equity
For the half-year ended 31 December 2019

Condensed interim statement of changes in equity

	Notes	31 December 2019 * \$'000
Total equity at the beginning of the half-year	4	<u>441,226</u>
Comprehensive income for the half-year		
Profit/(loss)		<u>8,878</u>
Total comprehensive income for the half-year		<u>8,878</u>
Transactions with unitholders		
Units issued upon reinvestment of distributions	4	243
Distributions to unitholders	3, 4	<u>(9,186)</u>
Total transactions with unitholders		<u>(8,943)</u>
Total equity at the end of the half-year		<u>441,161</u>

* This is the first interim financial reporting of the Trust and hence there are no prior period comparatives.

The above statement of changes in equity should be read in conjunction with the accompanying notes.

Condensed interim statement of cash flows

	31 December 2019 * \$'000
Cash flows from operating activities	
Distributions received	1,251
Interest received	7,356
Other income received	87
Investment manager's fees paid	(1,712)
Other operating expenses paid	<u>(516)</u>
Net cash inflows/(outflows) from operating activities	<u>6,466</u>
Cash flows from investing activities	
Proceeds from sale of investments	319,434
Payments for purchase of investments	<u>(455,442)</u>
Net cash inflows/(outflows) from investing activities	<u>(136,008)</u>
Cash flows from financing activities	
Distributions paid	<u>(7,759)</u>
Net cash inflows/(outflows) from financing activities	<u>(7,759)</u>
Net increase/(decrease) in cash and cash equivalents	(137,301)
Cash and cash equivalents at the beginning of the half-year	<u>149,358</u>
Cash and cash equivalents at the end of the half-year	<u>12,057</u>

* This is the first interim financial reporting of the Trust and hence there are no prior period comparatives.

The above statement of cash flows should be read in conjunction with the accompanying notes.

1 General information

This condensed interim financial report covers Perpetual Credit Income Trust (the Trust) as an individual entity. The Trust was constituted on 9 May 2018, registered with the Australian Securities and Investments Commission on 22 May 2018, commenced operations on 8 May 2019 and its units commenced trading on the Australian Securities Exchange (ASX:PCI) on 14 May 2019. The Trust is domiciled in Australia and is a for-profit entity.

The Responsible Entity of the Trust is Perpetual Trust Services Limited (ACN 000 142 049, AFSL 236 648) (the Responsible Entity). The Responsible Entity's registered office is Level 18, Angel Place, 123 Pitt Street, Sydney, NSW 2000.

The condensed interim financial report was authorised for issue by the directors of the Responsible Entity on 26 February 2020. The directors of the Responsible Entity have the power to amend and reissue the condensed interim financial report.

2 Basis of preparation

This condensed interim financial report has been prepared in accordance with Australian Accounting Standard AASB 134 *Interim Financial Reporting* and the *Corporations Act 2001*. Compliance with AASB 134 ensures compliance with International Financial Reporting Standard IAS 34 *Interim Financial Reporting*. The Trust is a for-profit entity for the purpose of preparing the condensed interim financial report.

The condensed interim financial report does not include all notes normally included in a full financial report. Accordingly, this report is to be read in conjunction with the Trust's financial report for the period ended 30 June 2019 and any continuous disclosure requirements of the *Corporations Act 2001*.

The accounting policies applied in the condensed interim financial report are the same as those applied in the Trust's financial report for the period ended 30 June 2019.

The condensed interim financial report is prepared on the basis of fair value measurement of assets and liabilities except where otherwise stated.

Functional and presentation currency

The condensed interim financial report is presented in Australian dollars, which is the Trust's functional currency.

Use of estimates

Management makes estimates and assumptions that affect the reported amounts of assets, liabilities, income and expenses. Estimates and associated assumptions are continuously evaluated and are based on historical experience and various other factors that are believed to be reasonable under the circumstances. Actual results may differ from these estimates.

New accounting standards and interpretations

Except as disclosed in the financial report for the period ended 30 June 2019, there are no new accounting standards, amendments and interpretations that are expected to have a material impact on the financial statements.

3 Distributions to unitholders

The distributions for the half-year were as follows:

	Half-year ended 31 December 2019 \$'000	Half-year ended 31 December 2019 CPU
Distributions paid - July	1,599	0.3997
Distributions paid - August	1,597	0.3993
Distributions paid - September	1,545	0.3860
Distributions paid - October	1,499	0.3745
Distributions paid - November	1,449	0.3622
Distributions payable - December	<u>1,497</u>	<u>0.3741</u>
Total distribution	<u>9,186</u>	

4 Net assets attributable to unitholders

Movements in the number of units and net assets attributable to unitholders during the half-year were as follows:

	31 December 2019 Units '000	31 December 2019 \$'000
Net assets attributable to unitholders		
Opening balance	400,000	441,226
Units issued upon reinvestment of distributions	220	243
Distributions to unitholders	-	(9,186)
Profit/(loss)	<u>-</u>	<u>8,878</u>
Closing balance	<u>400,220</u>	<u>441,161</u>

As stipulated within the Trust's Constitution, each unit represents a right to an individual unit in the Trust and does not extend to a right to the underlying assets of the Trust. There are no separate classes of units and each unit has the same right attaching to it as all other units of the Trust.

Capital risk management

The Trust considers its net assets attributable to unitholders as capital.

5 Earnings per unit

	31 December 2019 cents per unit
Basic earnings per unit	2.22
Diluted earnings per unit	2.22
	\$'000
Profit/(loss) after income tax attributable to unitholders	8,878
	Number of units '000
Weighted average number of ordinary units on issue used in the calculation of basic and diluted earnings per unit	400,220

Basic earnings per unit is calculated by dividing the profit attributable to unitholders of the Trust by the weighted average number of ordinary units on issue during the half-year.

Diluted earnings per unit is calculated by dividing the profit attributable to unitholders of the Trust by the weighted average number of ordinary units on issue and ordinary units that the Trust expects to issue.

6 Fair value measurement

The Trust classifies fair value measurement of its financial assets and liabilities using a fair value hierarchy model that reflects the subjectivity of the inputs used in making the measurements. The fair value hierarchy has the following levels:

- Quoted prices (unadjusted) in active markets for identical assets or liabilities (level 1);
- Inputs other than quoted prices included within level 1 that are observable for the asset or liability, either directly (that is, as prices) or indirectly (that is, derived from prices) (level 2); and
- Inputs for the asset or liability that are not based on observable market data (that is, unobservable inputs) (level 3).

(i) Fair value in an active market (level 1)

The fair value of financial assets and liabilities traded in active markets is based on quoted market prices at the end of the reporting period without any deduction for estimated future selling costs. For the majority of exchange traded financial assets and liabilities, information provided by the independent pricing services is relied upon for valuation.

A financial instrument is regarded as quoted in an active market if quoted prices are readily and regularly available from an exchange, dealer, broker, industry group, pricing service or regulatory agency, and those prices represent actual and regularly occurring market transactions on an arm's length basis. An active market is a market in which transactions for the financial asset or liability take place with sufficient frequency and volume to provide pricing information on an ongoing basis.

6 Fair value measurement (continued)

(ii) Fair value in an inactive or unquoted market (level 2 and level 3)

The fair value of financial assets and liabilities that are not traded in an active market is determined by using valuation techniques. These include the use of recent arm's length transactions, reference to current fair value of a substantially similar other instrument, discounted cash flow techniques, option pricing models or any other valuation techniques that provide a reliable estimate of prices obtained in actual market transactions.

Some of the inputs to a valuation model may not be market observable and are therefore estimated based on assumptions. The output of a model is always an estimate or approximation of a value that cannot be determined with certainty, and valuation techniques employed may not fully reflect all factors relevant to the positions held.

Where discounted cash flow techniques are used, estimated future cash flows are based on management's best estimates and the discount rate used is a market rate at the end of the reporting period applicable for an instrument with similar terms and conditions. For other pricing models, inputs are based on market data at the end of the reporting period. Quoted market prices or dealer quotes are used for debt securities held.

The fair value of derivatives that are not exchange traded is estimated at the amount that would be received or paid to terminate the contract at the end of the reporting period taking into account current market conditions (volatility and appropriate yield curve) and the current creditworthiness of the counterparties.

Investments in unlisted unit trusts are valued at the redemption value per unit as reported by the investment managers of such trusts.

The Trust's level 3 asset include the Perpetual Loan Fund. This asset is valued at the price provided by the investment manager without any adjustment.

6 Fair value measurement (continued)

The following tables present the Trust's financial assets and liabilities (by class) measured and recognised at fair value by fair value hierarchy levels:

31 December 2019	Level 1 \$'000	Level 2 \$'000	Level 3 \$'000	Total \$'000
Financial assets at fair value through profit or loss				
Derivatives				
Futures	1,952	-	-	1,952
Swaps	-	65	-	65
Debt securities	5,275	364,603	-	369,878
Unlisted unit trusts	-	-	58,636	58,636
Total	7,227	364,668	58,636	430,531
Financial liabilities at fair value through profit or loss				
Derivatives				
Swaps	-	463	-	463
Total	-	463	-	463
30 June 2019	Level 1 \$'000	Level 2 \$'000	Level 3 \$'000	Total \$'000
Financial assets at fair value through profit or loss				
Debt securities	2,305	245,012	-	247,317
Unlisted unit trusts	-	-	49,712	49,712
Total	2,305	245,012	49,712	297,029
Financial liabilities at fair value through profit or loss				
Derivatives				
Futures	236	-	-	236
Swaps	-	456	-	456
Total	236	456	-	692

6 Fair value measurement (continued)

Transfers between levels

The Trust's policy is to recognise transfers into and transfers out of fair value hierarchy levels at the end of the reporting period.

There were no transfers between levels for the half-year ended 31 December 2019 and the period ended 30 June 2019.

Fair value measurements using significant unobservable inputs (level 3)

The following table presents the movement in level 3 instruments, by class of financial instruments, for the half-year ended 31 December 2019.

31 December 2019	Unlisted unit trusts \$'000	Total \$'000
Opening balance	49,712	49,712
Purchases	8,751	8,751
Gains/(losses) recognised in profit or loss	173	173
Closing balance	58,636	58,636
Total unrealised gains/(losses) recognised in profit or loss attributable to financial instruments held at the end of the half-year	<u>173</u>	<u>173</u>

7 Related party transactions

There have been no significant changes to the related party transactions disclosed in the previous financial report for the period 22 May 2018 to 30 June 2019.

All transactions with related parties are conducted on normal commercial terms and conditions. From time to time, parties related to the Trust (including Perpetual Trust Services Limited, its related entities and other trusts managed by Perpetual Trust Services Limited) may invest in or withdraw from the Trust. These investments or withdrawals are on the same terms and conditions as those entered into by other unitholders of the Trust.

8 Events occurring after the reporting period

On 24 January 2020, the Directors declared a distribution of 0.37 cents per ordinary unit which amounted to \$1,494,954 and was paid on 7 February 2020.

On 24 February 2020, the Directors declared a distribution of 0.35 cents per ordinary unit which amounted to \$1,401,285 and payable on 6 March 2020.

No other significant events have occurred since the reporting date which would have impact on the financial position of the Trust disclosed in the balance sheet as at 31 December 2019 or on the results and cash flows of the Trust for the half-year ended on that date.

9 Contingent assets, liabilities and commitments


There were no outstanding contingent assets, liabilities or commitments as at 31 December 2019 and 30 June 2019.

Directors' declaration

In the opinion of the Directors of Perpetual Trust Services Limited, the Responsibility Entity of Perpetual Credit Income Trust:

- (a) the condensed interim financial report and notes set out on pages 6 to 15 are in accordance with the *Corporations Act 2001*, including:
 - (i) complying with Australian Accounting Standard AASB 134 *Interim Financial Reporting* and the *Corporations Regulations 2001* and other mandatory professional reporting requirements; and
 - (ii) giving a true and fair view of the Trust's financial position as at 31 December 2019 and of its performance for the half-year ended on that date.
- (b) there are reasonable grounds to believe that the Trust will be able to pay its debts as and when they become due and payable.

This declaration is made in accordance with a resolution of the Directors of Perpetual Trust Services Limited.



Director
Perpetual Trust Services Limited
Sydney
26 February 2020



Independent Auditor's Review Report

To the unitholders of Perpetual Credit Income Trust

Conclusion

We have reviewed the accompanying **Condensed Interim Financial Report** of Perpetual Credit Income Trust (the Trust).

Based on our review, which is not an audit, we have not become aware of any matter that makes us believe that the Condensed Interim Financial Report of Perpetual Credit Income Trust is not in accordance with the *Corporations Act 2001*, including:

- giving a true and fair view of the Trust's financial position as at 31 December 2019 and of its performance for the half-year period ended on that date; and
- complying with *Australian Accounting Standard AASB 134 Interim Financial Reporting* and the *Corporations Regulations 2001*.

The **Condensed Interim Financial Report** comprises:

- Condensed interim balance sheet as at 31 December 2019
- Condensed interim statement of comprehensive income for the half-year ended on that date
- Condensed interim statement of changes in equity and Condensed interim statement of cash flows for the half-year ended on that date
- Notes 1 to 9 comprising a summary of significant accounting policies and other explanatory information
- The Directors' Declaration.

The **Half-year** is the six months ended on 31 December 2019.

Responsibilities of the Directors for the Condensed Interim Financial Report

The Directors of Perpetual Trust Services Limited (the Responsible Entity) are responsible for:

- the preparation of the Condensed Interim Financial Report that gives a true and fair view in accordance with *Australian Accounting Standards* and the *Corporations Act 2001*
- for such internal control as the Directors determine is necessary to enable the preparation of the Condensed Interim Financial Report that is free from material misstatement, whether due to fraud or error.



Auditor's responsibility for the review of the Condensed Interim Financial Report

Our responsibility is to express a conclusion on the Condensed Interim Financial Report based on our review. We conducted our review in accordance with *Auditing Standard on Review Engagements ASRE 2410 Review of a Financial Report Performed by the Independent Auditor of the Entity*, in order to state whether, on the basis of the procedures described, we have become aware of any matter that makes us believe that the Condensed Interim Financial Report is not in accordance with the *Corporations Act 2001* including: giving a true and fair view of the Trust's financial position as at 31 December 2019 and its performance for the half-year ended on that date; and complying with *Australian Accounting Standard AASB 134 Interim Financial Reporting* and the *Corporations Regulations 2001*. As auditor of Perpetual Credit Income Trust, *ASRE 2410* requires that we comply with the ethical requirements relevant to the audit of the annual financial report.

A review of an Interim Financial Report consists of making enquiries, primarily of persons responsible for financial and accounting matters, and applying analytical and other review procedures. A review is substantially less in scope than an audit conducted in accordance with *Australian Auditing Standards* and consequently does not enable us to obtain assurance that we would become aware of all significant matters that might be identified in an audit. Accordingly, we do not express an audit opinion.

Independence

In conducting our review, we have complied with the independence requirements of the *Corporations Act 2001*.

KPMG

Jessica Davis
Partner
Sydney
26 February 2020

DIRECTORY

RESPONSIBLE ENTITY

Perpetual Trust Services Limited
ABN 48 000 142 049
AFSL 236 648

REGISTERED OFFICE

Level 18, Angel Place
123 Pitt Street
Sydney NSW 2000

DIRECTORS

Glenn Foster
Phillip Blackmore (Alternate)
Richard McCarthy
Simone Mosse
Vicki Riggio

COMPANY SECRETARIES

Gananatha Nayanajith Minithantri
Sylvie Dimarco

INVESTMENT MANAGER

Perpetual Investment Management Limited
Level 18, 123 Pitt Street
Sydney NSW 2000
AFSL 234 426

AUDITOR

KPMG
International Towers Sydney 3
300 Barangaroo Avenue
Sydney NSW 2000

AUSTRALIAN SECURITIES EXCHANGE CODES

ASX: PCI

UNIT REGISTRY

Automic Pty Ltd
Level 5, 126 Phillip Street
Sydney NSW 2000

WEBSITE

www.perpetualincome.com.au

Perpetual 