

Perpetual Investment Funds

PERPETUAL DIVERSIFIED REAL RETURN

30 September 2024



FUND FACTS

Investment objective: Aims to target a pre-tax return of 5% per annum above inflation (before fees and taxes) over rolling five-year periods, while minimising downside risk over rolling two-year periods.

Management Fee 1.10% pa*^

Suggested minimum investment period: Five years or longer

*Refer to PDS for Management Costs.

^Management Fee for Super and Pension is 0.85%.

FUND BENEFITS

True alignment to investors real return objectives; Diversification of risk; Active management of the Asset Allocation; Access to an increased amount of investment opportunities

FUND RISKS

All investments carry risk and different strategies may carry different levels of risk. The relevant product disclosure statement or offer document for a fund should be considered before deciding whether to acquire or hold units in that fund. Your financial adviser can assist you in determining whether a fund is suited to your financial needs.

TOTAL RETURNS % (AFTER FEES) AS AT 30 SEPTEMBER 2024

PERFORMANCE	APIR	1 MTH	3 MTHS	6 MTHS	1 YR	3 YRS PA	5 YRS PA	7 YRS PA	10 YRS PA
Perp. WealthFocus Allocated Pension	PER0741AU	0.75	2.71	2.13	5.53	2.68	3.72	3.79	-
Perp. WealthFocus Investment Advantage	PER0739AU	0.75	2.63	2.06	5.36	2.49	3.53	3.55	-
Perp. WealthFocus Super	PER0742AU	0.64	2.45	1.92	4.98	2.40	3.33	3.39	-

FUND OBJECTIVE OUTCOME AS AT 30 SEPTEMBER 2024

Objective: Gross returns of CPI plus 5% over rolling 5 year periods

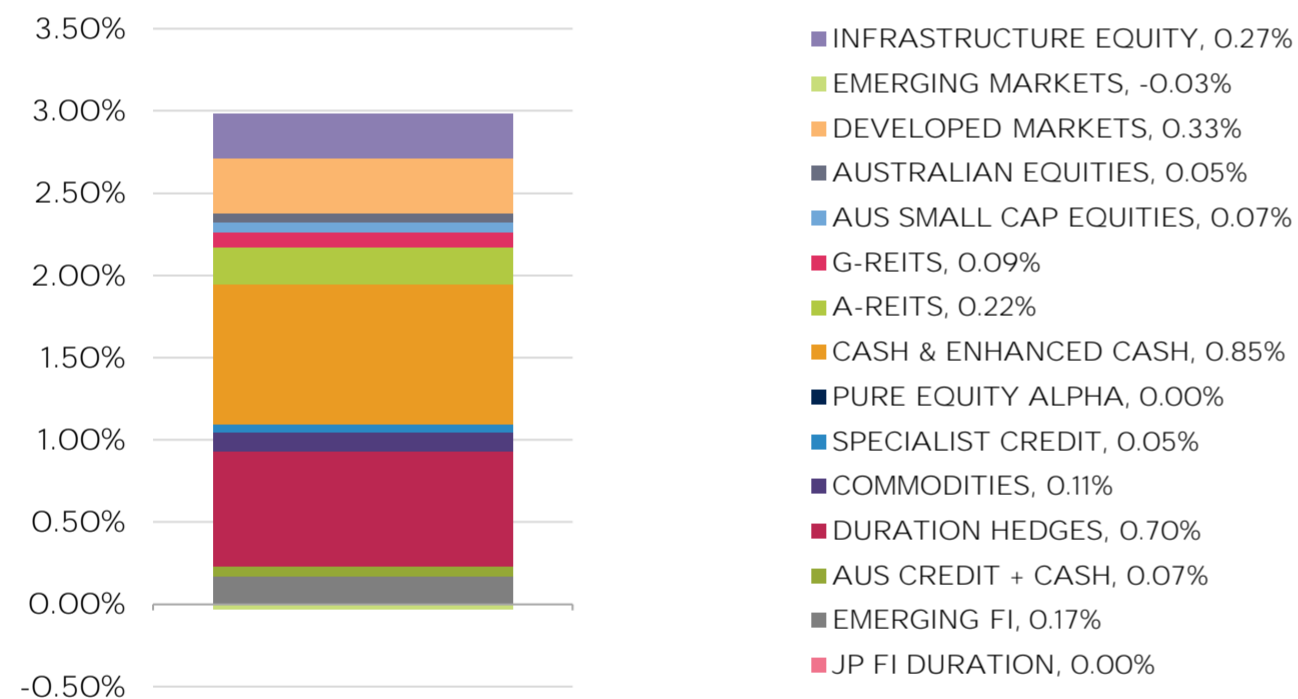
	5 YRS PA	INCEPT PA
Perpetual Diversified Real Return Fund (Gross)	4.9	6.4
CPI plus 5%	9.05	7.87

Past performance is not indicative of future performance.

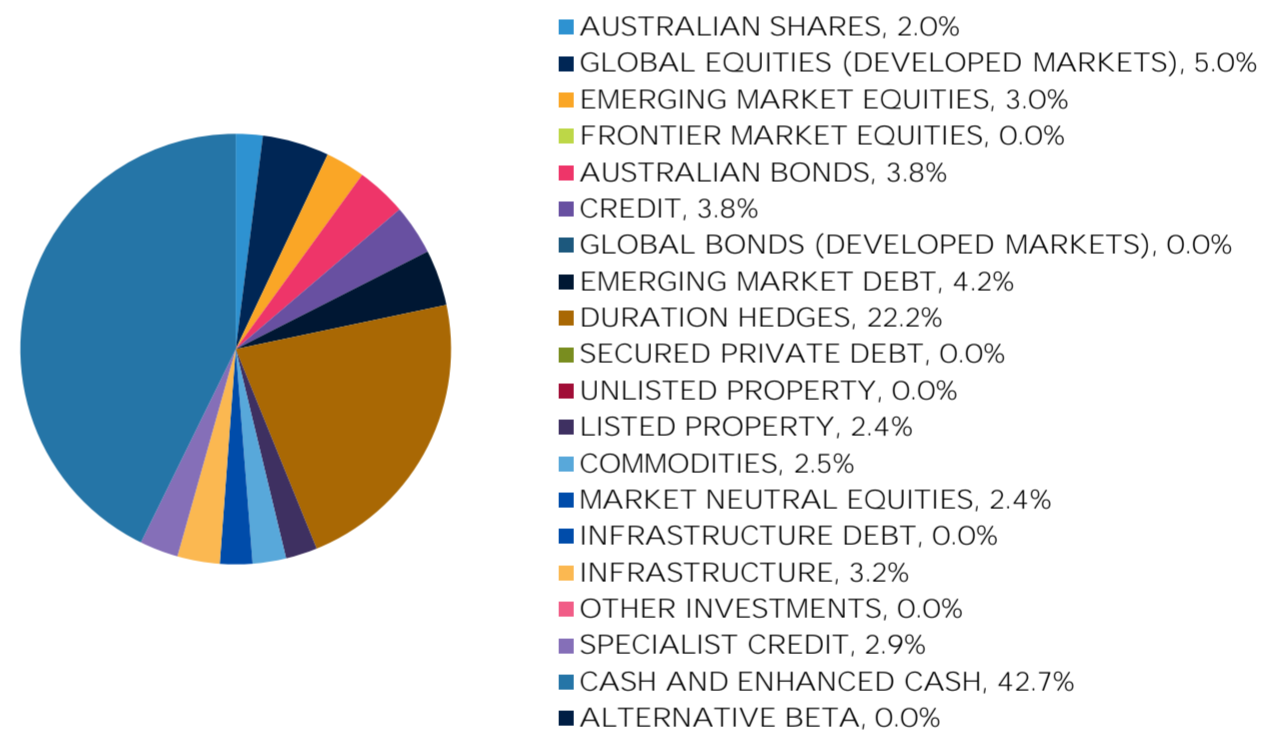
^^ Information on Management Costs (including estimated indirect costs) is set out in the Fund's PDS

* Volatility and Mercer Balanced Growth Median data is lagged by 1 month

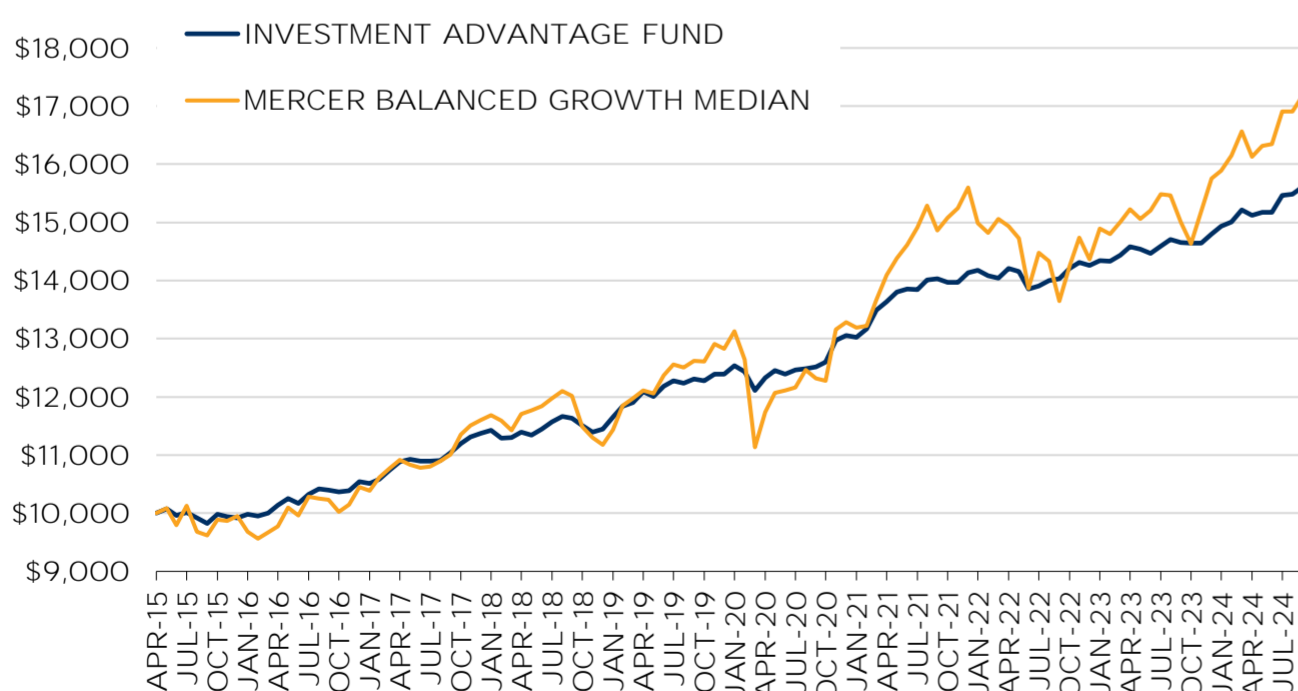
CONTRIBUTION TO 3MTH PERFORMANCE (GROSS)



PORTFOLIO SECTORS



GROWTH OF \$10,000 SINCE INCEPTION



CHANGES IN ASSET ALLOCATION (%)

	3 MTHS	6 MTHS	1 YR
Australian Shares	-3.7	-3.8	-3.5
Global Equities (Developed Markets)	-3.8	-6.1	3.2
Emerging Market Equities	-0.3	-0.2	-0.1
Frontier Market Equities	0.0	0.0	0.0
Australian Bonds	-0.2	0.1	-2.6
Credit	0.3	0.5	0.9
Global Bonds (Developed Markets)	0.0	0.0	0.0
Emerging Market Debt	0.3	0.3	0.6
Duration Hedges	-16.7	-15.0	20.5
Secured Private Debt	0.0	0.0	0.0
Unlisted Property	0.0	0.0	0.0
Listed Property	0.0	0.0	0.1
Commodities	-0.1	-0.4	-4.9
Market Neutral Equities	0.1	0.3	0.5
Infrastructure Debt	0.0	0.0	0.0
Infrastructure	0.9	3.2	3.2
Other Investments	0.0	0.0	0.0
Specialist Credit	0.2	0.4	0.7
Cash and Enhanced Cash	23.1	20.7	-18.6
Alternative Beta	0.0	0.0	0.0

FUND PERFORMANCE

The Diversified Real Return Fund returned 0.8% (gross) in the September quarter. Over the past year, the Fund has returned 6.5% (gross) and over the past 5 years the Fund has returned 4.9% (gross) per annum compared with the objective of 9.2% (CPI plus 5%*) over rolling 5 years. Since inception (in 2010) the Fund has returned 6.4% (gross) per annum compared with the objective of 7.9% (CPI plus 5%*).

Allocation to global and domestic equities contributed to return during the quarter as equity markets recovered from an early August selloff to end the quarter in positive territory. Global stock selection alpha also added to performance as investors partially re-oriented away highly priced growth stocks (particularly tech shares) and increased their exposure to cheaper and more cyclical value sectors, which culminated in our global value and deep value strategies delivering strong returns to investors. In addition, allocation to emerging market equities and a diversified basket of metals benefitted from Chinese policy announcements in September.

Elsewhere, the Fund's government bond exposure was a substantial contributor to returns during the quarter as 2-year US government bond yields declined in response to an aggressive (-0.5% to 4.88%) start to the US Fed's well telegraphed easing cycle which began in September. With the market now pricing in a major reduction in official US rates despite a still robust economy, we took the opportunity to trim this position as bond prices look quite stretched for the prevailing macro backdrop.

In contrast, domestic and emerging market equities stock selection weighed on performance as Australian growth stocks outperformed in contrast to their global peers, and China-related stocks outperformed. Similarly, the Fund's elevated USD exposure detracted from performance as the greenback weakened against peers in response to rising rate cut expectations.

*All groups CPI measured and published by the ABS as at 30 June 2024

1. RETURN SEEKING ASSET CLASSES

Beginning of the Quarter: Low Allocation

End of the Quarter: Low Allocation

Recent elevated equity valuations are predicated on expectations of sizable monetary easing coupled with above-average EPS growth. With so much good news already priced in, we maintain some caution with regards to equity markets and return seeking opportunities. We remain focused on holding exposures in high quality markets which have more attractive valuations and where earnings growth expectations have the potential to rise once the economy finds a stronger base.

During the quarter, the Fund selectively added exposure to return seeking assets, increasing allocation to global equities via a number of new positions. Exposure was added to the Perpetual Strategic Capital Fund which is a concentrated high conviction value focused activist fund which seeks to unlock shareholder value by leveraging the Perpetual Australian equity teams scale and expertise to influence investee companies. Allocation was also added to the JO Hambro UK Equity Income Fund which focuses on selecting high yielding UK-listed securities from across the full market cap spectrum. Lastly, the fund added exposure to global equities via an internally managed solution that seeks out companies that have been left behind by the rise of passive, in particular, companies with strong balance sheets, high cash flow and are returning that cash to shareholders to a degree that delivers CPI+5% without relying on a valuation re-rating.

The Fund's return seeking opportunities include;

- Global equities, in addition to exposures in emerging markets and Australian equities all with a value and quality style bias;
- Global and Australian listed property; and
- Australian credit and a small position in emerging market debt.

2. DIVERSIFYING OPPORTUNITIES

Beginning of the Quarter: Medium Allocation

End of the Quarter: Medium Allocation

With the Fund's cautious positioning with regards to return seeking assets, diversifying opportunities remain a key focus for risk management.

During the quarter, while adding exposure to global equities, the Fund increased its bias towards value and quality factors. The Fund retains:

- Stock selection alpha where equity holdings are concentrated in high quality 'value' companies which have strong balance sheets and highly resilient operating models. Notwithstanding the resurgence of growth-style equities throughout 2023 and early 2024, we expect value and quality factors to be rewarded in a prolonged environment of higher-for-longer interest rates.
- A range of FX exposures including the US Dollar and some emerging market currencies;
- The Fund also maintains exposure to a select group of sustainable infrastructure stocks which are leveraged to the broader trend towards sustainability, while trading at a significant discount to NAV.

3. DOWNSIDE PROTECTION

Beginning of the Quarter: Medium Allocation

End of the Quarter: Medium Allocation

The elevated volatility observed in August was a reminder of the need for portfolios to be able to manage tail risks. Markets trading on above-90th percentile 12 month forward PE ratios combined with the fewer number of stocks contributing to record share price indices, runs the risk of heightened market volatility, and we continue to manage downside risks by maintaining little or no exposure to the most expensive parts of equity and credit markets, and complementing this with sizable equity put option protection when they are cheap to implement.

The Fund retains explicit downside protection in the form of S&P 500 and Eurostoxx puts and a call option on the USD versus the Hong Kong Dollar (which is a low-cost downside protection for tail risks around China) and a put option on the USD against the Japanese Yen.

The Fund also maintains its exposure to 2-year US government bonds and modest exposures to 10-year Australian and US bonds. Our focus on the short end of the US yield curve reflects its higher sensitivity to any easing of official interest rates by the US Fed in addition to its lower sensitivity to any upside risk in US inflation.

In addition, the Fund's cautious asset allocation is supported by a very substantial cash allocation. These cash holdings also give investors a good running yield and provides significant optionality as it enables as to quickly allocate capital to take advantage of mispricing in the event of a market selloff.

4. INFLATION PROTECTION

Beginning of the Quarter: Low to Medium Allocation

End of the Quarter: Low to Medium Allocation

The portfolio has a low (direct and indirect) sensitivity to higher interest rates which should provide some stability to out investors if the monetary easing cycle currently underway sparks an unexpected and early reversal in the recent core dis-inflation trend that is evident in most regions.

The portfolio also maintains a small allocation to a basket of commodities (which includes gold, grains, livestock, silver, palladium, platinum and copper) which are typically positively correlated with inflation.

MARKET COMMENTARY

Financial markets shook off a stumble in early August to consolidate their solid year-to-date returns, supported by monetary policy easing in the US, UK, EU and China.

- Developed market equities (+4.8%) consolidated its strong start to the year, rising through the September quarter. After increased volatility in early August underpinned by rising recession concerns, global equities recovered strongly led by value sectors as the Russell 1000 Value index (+9.4%) substantially outperformed its growth counterpart (+3.2%). The Magnificent Seven tech stocks underperformed despite robust second quarter earnings results for Meta, Apple and Alphabet as these firms have net cash balance sheets that is sensitive to any interest rate reduction by the US Fed.
- Among the developed markets, the US were robust (+5.9%) as the US Fed commenced its monetary easing cycle in September with an aggressive -0.5% reduction and indicated through their dots and accompanying statement that more easing is likely in the months ahead. Another strong quarter of economic and EPS growth also buoyed sentiment.
- European equities (+2.5%) also posted solid quarterly returns rose despite trailing the broader market, with the region held back by the subdued regional economy and the ECB which is easing rates once every quarter until services inflation starts to move materially lower. Like the US Fed, the ECB cut rates in September, after holding in July.
- UK stocks (+1.8%) rose modestly despite the first rate cut by the Bank of England in 4 years which had a muted reaction as sentiment was weighed down by newly elected UK Prime Minister Starmer who forewarned of a challenging upcoming budget with spending cuts and tax increases.
- The ASX 300 (+7.8%) outperformed the global market, supported by falling bond yields, easing inflation concerns, better than expected corporate earnings results and anticipation of rising Chinese demand.
- In contrast, Japanese equities (-3.5%) were among the small handful of regional markets to decline over the quarter, after an initial rally in the Yen following a surprise rate hike by the Bank of Japan, sparked heightened volatility as investors unwound the popular Yen carry trade. Some soothing words from the Bank of Japan Governor about the future policy path saw the Yen subsequently depreciate but the market could only partially recover its August losses.
- Lastly, emerging markets (+6.8%) outperformed their advanced economy peers as Chinese equities (+22.4%) surged higher in response to a major unwinding reversal of short-China positioning after the Bank of China cut official interest rates, which was supported by government pledges of additional support for the economy, although details here remain scant and run the risk of underwhelming the rhetoric.
- Elsewhere, bond yields declined across most maturities in most markets reflecting moderating core inflation and the commencement of monetary easing from the Fed, ECB and Bank of England. Australian 10-year yields fell 34 bps, trailing the US which declined 58 bps.

Anticipation of the path of US interest rates was a key theme during the September quarter. The Fed held interest rates steady in July which concerned investors after a subdued July non-farm payrolls report. This triggered the Sahm rule and raised recession fears in the eyes of some and sparked a broad equities selloff and widening in credit spreads. Fed Chair Powell allayed these concerns with dovish comments at the Jackson Hole Conference which foreshadowed a -50 bps reduction in official rates in September. Meanwhile, better-than-expected corporate earnings results, and strong consumer spending data, also supported sentiment.

The US economy remains a key battleground for the 2024 presidential election which saw a seismic shift in July as President Biden withdrew from the race, endorsing Vice President Harris whose early polling suggests the contest might be closer than had previously been assumed. The result of the election will be a crucial issue for markets given the respective spending programs of both major candidates which is set to culminate in another sizable rise in US government debt regardless of who wins. The estimates FY25 US fiscal deficit (-6.6% of GDP) is already at levels typically

This publication has been prepared by Perpetual Investment Management Limited (PIML) ABN 18 000 866 535 AFSL No 234426 and issued by PIML as responsible entity of the Perpetual Diversified Real Return Option investable through Perpetual WealthFocus Investment Advantage Fund and Perpetual Superannuation Limited (PSL) ABN 84 008 416 831 AFSL No 225246 RSEL No L0003315 as trustee for Perpetual WealthFocus Superannuation Fund ABN 41 772 007 500 RSE R1057010 (which includes the Super Plan, Pension Plan and Term Allocated Pension). It is general information only and is not intended to provide you with financial advice or take into account your objectives, financial situation or needs. You should consider, with a financial adviser, whether the information is suitable for your circumstances. To the extent permitted by law, no liability is accepted for any loss or damage as a result of any reliance on this information.

The relevant product disclosure statement (PDS), issued by PIML as responsible entity for the WealthFocus Investment Advantage Fund or PSL as trustee for Perpetual WealthFocus Superannuation Fund, should be considered before deciding whether to acquire or hold units in the fund. The PDS and Target Market Determination can be obtained by calling 1800 022 033 or visiting our website www.perpetual.com.au. No company in the Perpetual Group (Perpetual Limited ABN 86 000 431 827 and its subsidiaries) guarantees the performance of any fund or the return of an investor's capital.

Total returns shown in this publication have been calculated using exit prices after taking into account all of Perpetual's ongoing fees and assuming reinvestment of distributions. No allowance has been made for taxation. Past performance is not indicative of future performance.

MORE INFORMATION

Adviser Services 1800 062 725

Investor Services 1800 022 033

Email investments@perpetual.com.au

www.perpetual.com.au

