

PERPETUAL CREDIT INCOME TRUST

ASX: PCI

Investment update

June 2023

Investment objective

To provide investors with monthly income by investing in a diversified pool of credit and fixed income assets.

Portfolio snapshot

As at 30 June 2023	Amount
ASX unit price	\$0.965
NTA per unit ¹	\$1.082

¹ Daily Net Tangible Asset (NTA) is available at www.perpetualincome.com.au

All figures are in Australian dollars (AUD), unless otherwise stated. All figures are unaudited and approximate. Past performance is not indicative of future performance. NTA figures are calculated as at the end of day on the last business day of the month.

Key information

As at 30 June 2023

ASX code:	PCI
Structure:	Listed Investment Trust
Listing date:	14 May 2019
Market capitalisation:	\$387 million
Units on issue:	400,967,882
Distributions:	Monthly
Management costs:	0.88% p.a. ²
Manager:	Perpetual Investment Management Limited
Responsible Entity:	Perpetual Trust Services Limited

² Estimate inclusive of net effect of GST.

Investment performance³

As at 30 June 2023	1 mth	3 mths	6 mths	1 yr	3 yrs p.a.	5 yrs p.a.	Since incep. p.a.
PCI Investment Portfolio (net)	0.8%	2.1%	4.0%	7.1%	5.3%	-	3.9%
Target Return ⁴	0.6%	1.8%	3.4%	6.4%	4.4%	-	4.3%
Distribution Return	0.9%	2.1%	3.7%	6.6%	4.7%	-	4.3%
RBA Cash Rate	0.3%	0.9%	1.8%	3.0%	1.1%	-	1.0%

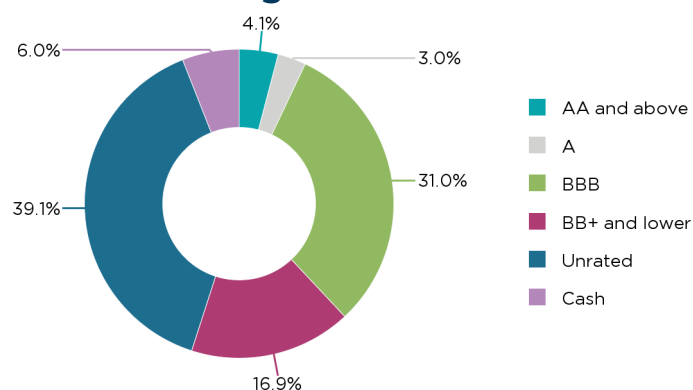
³ Investment returns have been calculated on the growth of Net Tangible Assets (NTA) after taking into account all operating expenses (including management costs) and assuming reinvestment of distributions on the ex-date. Distribution return has been calculated based on the PCI investment portfolio return less the growth of NTA. Past performance is not indicative of future performance. Since inception return is from allotment on 8 May 2019. The comparison to the RBA Cash Rate is not intended to compare an investment in PCI to a cash holding. The PCI investment portfolio is of higher risk than an investment in cash.

⁴ Target Return is RBA Cash Rate + 3.25% p.a. (net of fees) through the economic cycle. This is a target only and may not be achieved.

Portfolio summary

As at 30 June 2023	Amount
Number of holdings	126
Number of issuers	87
Running yield	7.6%
Portfolio weighted average life	2.9 years
Interest rate duration	31 days

Ratings breakdown



Source: Standard & Poor's and Perpetual Asset Management Australia. Data is as at 30 June 2023. All figures are unaudited and approximate.

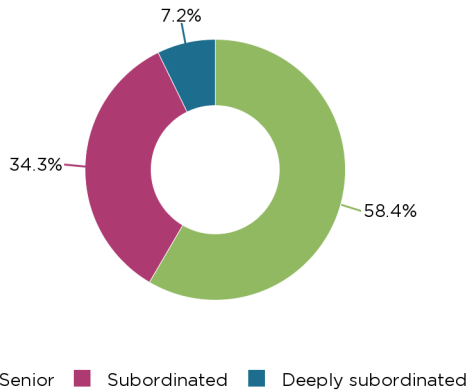
Distributions CPU⁵

The table below shows the distribution in cents per unit for each distribution period in the respective financial year.

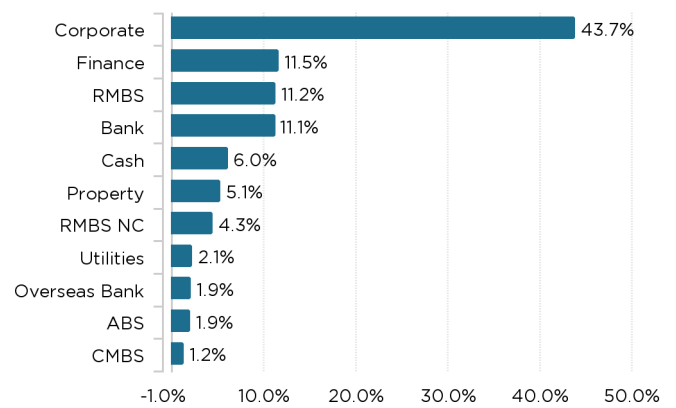
As at 30 June 2023	Jul	Aug	Sep	Oct	Nov	Dec	Jan	Feb	Mar	Apr	May	Jun	FYTD
FY2020	0.40	0.40	0.39	0.37	0.36	0.37	0.37	0.35	0.33	0.30	0.31	0.30	4.26
FY2021	0.32	0.32	0.30	0.31	0.28	0.30	0.30	0.27	0.30	0.29	0.33	0.32	3.63
FY2022	0.32	0.32	0.31	0.32	0.31	0.35	0.35	0.36	0.41	0.39	0.46	0.49	4.38
FY2023	0.42	0.47	0.47	0.51	0.52	0.56	0.56	0.53	0.60	0.61	0.70	0.97	6.92

⁵ Distributions are stated as cents per unit and have been rounded to two decimal places. Detailed distribution announcements are available on the [PCI website](#) and are stated in Australian dollars rather than cents per unit. Past performance is not indicative of future performance.

Seniority breakdown ^



Sector allocation ^



^ Source: Bloomberg and Perpetual Asset Management Australia. Data is as at 30 June 2023. All figures are unaudited and approximate. Allocations may not sum to 100% due to rounding.

Portfolio update

The Trust continues to meet its investment objective by providing investors with monthly income by investing in a diversified pool of credit and fixed income assets. The Trust's investment portfolio returned 0.8% (Net of fees) in June. Supported by rising interest rates and robust performance over multiple horizons, the Trust was able to pay a June distribution of 0.97c per share, the largest in the Trust's history.

Global financial markets were mixed during June with equities continuing to rise and credit markets strengthening while bond yields sold off as investors digested hawkish central bank rhetoric. The Trust's floating rate structure mitigated the impact of sharply rising bond yields while the portfolio's running income continues to benefit from rising rates as floating rate coupons are adjusted upwards.

The Trust's running yield was the key contributing factor to performance during the month. Income was predominantly generated by coupon payments and interest income from the Trust's exposure to non-financial corporate bonds and Residential Mortgage-Backed Securities (RMBS) alongside banks and diversified financials. The impact of 400 bps of RBA rate increases over the past 13 months can be observed in the consistent increase in the running yield of the Trust's assets which was 7.6% at month end.

Credit spread performance was positive for performance during the month. Domestic floating rate credit outperformed traditional fixed interest throughout the month as yields rose while credit spreads tightened. Domestic spreads narrowed across most sectors while remaining in range of recent averages. The Trust's allocation to domestic and offshore banks were the main contributors to spread return. Financial spreads performed well, led by offshore banks. There were no notable detractors during the month. The Trust's US dollar and Euro denominated exposures performed well, continuing to recover from the heightened volatility observed during March. Note that while the Trust has a capacity to invest in foreign denominated bonds, exposures are fully hedged back to Australian Dollars.

Sector and risk allocations were actively adjusted during June. The Trust increased its allocation to domestic banks and diversified financials while also moving down the capital structure, selectively adding subordinated exposures. The Manager elected to take part in the record-breaking subordinated deal from Westpac which priced in mid-June. The Trust also invested in the new fixed rate issue from AGI finance which was offering attractive relative value and a healthy 6.1% coupon.

The outlook for credit remains marginally negative and the Manager continues to be selective in adding new issues. The Trust remains focused on identifying attractively priced issues from firms with market leading positions and strong balance sheets. The Trust maintains its defensive positioning, investing in a diverse set of quality issuers while retaining the capacity to take advantage of relative value opportunities as the outlook for credit continues to improve.

Investment objective

To provide investors with monthly income by investing in a diversified pool of credit and fixed income assets.

Target return

To target a total return of RBA Cash Rate plus 3.25% p.a. (net of fees) through the economic cycle. This is a target only and may not be achieved.

Investment strategy

The Perpetual Credit Income Trust invests in a diversified and actively managed portfolio of credit and fixed income assets.

The Trust will typically hold 50 to 100 assets.

30% - 100%	Investment grade assets
0% - 70%	Unrated or sub-investment grade assets
70% - 100%	Assets denominated in AUD
0% - 30%	Assets denominated in foreign currencies (which are typically hedged back to AUD)
0% - 70%	Perpetual Loan Fund
< 5%	Perpetual Securitised Credit Fund

The Trust will diversify exposure and will have maximum exposure limits to issuers.

Typical investments will include corporate bonds, floating rate notes, securitised assets and private debt (for example, corporate loans).

About the manager

The Trust's investment portfolio is managed by Perpetual Investment Management Limited, part of the Perpetual Group, who believes the key to investing in credit and fixed income assets is constructing a well diversified portfolio of quality assets. Its experienced and highly regarded investment team actively manages investments based on fundamental research and analysis of quality, value and risk.

Portfolio managers

Michael Korber



Managing Director, Credit & Fixed Income

Portfolio manager:
Perpetual Credit Income Trust
Perpetual Pure Credit Alpha

Michael has over 41 years' experience, having been involved in credit markets since their development in Australia during the 1990's. Unlike many other fixed income portfolio managers in this market, Michael has a background in lending and banking, understanding credit risk in a fundamental way.

Michael Murphy



Senior High Yield Analyst

Portfolio manager:
Perpetual Loan Fund

Michael is an experienced credit markets specialist, having previously worked in high yield, private debt and leverage finance roles. As portfolio manager of the Perpetual Loan Fund, Michael has a focus on sourcing and assessing higher yielding income opportunities

For more information

Investor relations

Karen Trau

P: 02 9229 3138

E: karen.trau@perpetual.com.au



This monthly report has been prepared by Perpetual Investment Management Limited ABN 18 000 866 535, AFSL 234426 (PIML). It is authorised for release by Perpetual Trust Services Limited ABN 48 000 142 049, AFSL 236648 (PTSL). PTSL is the responsible entity and issuer of the units in Perpetual Credit Income Trust ARSN 626 053 496 (Trust). PTSL has appointed PIML to act as the manager of the Trust. This monthly report is general information only and is not intended to provide you with financial advice or take into account your objectives, financial situation or needs. You should consider, with a financial adviser, whether the information is suitable for your circumstances. To the extent permitted by law, no liability is accepted for any loss or damage as a result of any reliance on this information. Past performance is not indicative of future performance. This information is believed to be accurate at the time of compilation and is provided in good faith. This report may contain information contributed by third parties. PIML and PTSL do not warrant the accuracy or completeness of any information contributed by a third party. Any views expressed in this monthly report are opinions of the author at the time of writing and do not constitute a recommendation to act.

Before making any investment decisions you should consider the Product Disclosure Statement (PDS) for the Trust issued by PTSL and the Trust's other periodic and continuous disclosure announcements lodged with the Australian Securities Exchange (ASX), which are available at www.perpetualincome.com.au or can be obtained by calling 1300 778 468 (within Australia) or +61(2) 9299 9621 (from overseas).

No company in the Perpetual Group (Perpetual Group means Perpetual Limited ABN 86 000 431 827 and its subsidiaries) guarantees the performance of the Trust or the return of an investor's capital. This information does not constitute an offer, invitation, solicitation or recommendation with respect to the purchase or sale of the Trust's units.

This report may contain information obtained from third parties, including ratings from credit ratings agencies such as Standard & Poor's. Reproduction and distribution of third party content in any form is prohibited except with the prior written permission of the related third party. Third party content providers do not guarantee the accuracy, completeness, timeliness or availability of any information, including ratings, and are not responsible for any errors or omissions (negligent or otherwise), regardless of the cause, or for the results obtained from the use of such content. THIRD PARTY CONTENT PROVIDERS GIVE NO EXPRESS OR IMPLIED WARRANTIES, INCLUDING, BUT NOT LIMITED TO, ANY WARRANTIES OF MERCHANTABILITY OR FITNESS FOR A PARTICULAR PURPOSE OR USE. THIRD PARTY CONTENT PROVIDERS SHALL NOT BE LIABLE FOR ANY DIRECT, INDIRECT, INCIDENTAL, EXEMPLARY, COMPENSATORY, PUNITIVE, SPECIAL OR CONSEQUENTIAL DAMAGES, COSTS, EXPENSES, LEGAL FEES, OR LOSSES (INCLUDING LOST INCOME OR PROFITS AND OPPORTUNITY COSTS OR LOSSES CAUSED BY NEGLIGENCE) IN CONNECTION WITH ANY USE OF THEIR CONTENT, INCLUDING RATINGS. Credit ratings are statements of opinions and are not statements of fact or recommendations to purchase, hold or sell securities. They do not address the suitability of securities or the suitability of securities for investment purposes, and should not be relied on as investment advice.

